

Establishing Your Canvas Parent Account

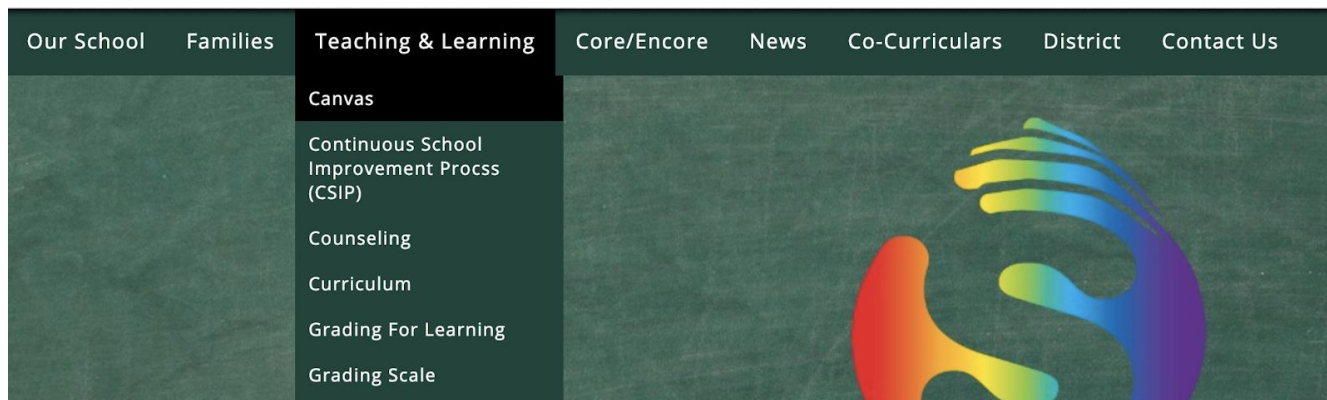
This message is intended for students and parent/guardians currently enrolled in a standards-based instruction course. This message includes information on how to access your student's Canvas account.

Your student's instructional program is now available to you in AASD's learning management program known as Canvas. As a parent/guardian, you are registered as an "observer." This means you will see much of what your students sees in Canvas. Canvas will provide grade-book information as well as updates on upcoming and/or late assignments, the calendar of activities for the course and even insight into the content shared with the students.


The directions on this page will assist you in setting up your account and password for Canvas.

Step 1: Navigate to Canvas

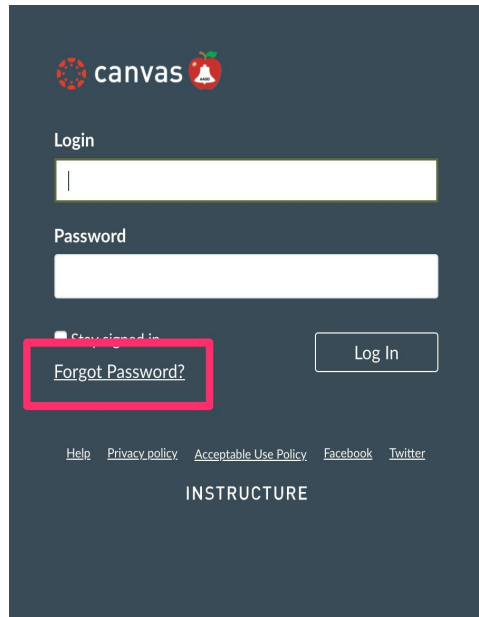
- Go to your school's website
 - North: north.aasd.k12.wi.us
 - East: east.aasd.k12.wi.us
 - West: west.aasd.k12.wi.us
 - Einstein: einstein.aasd.k12.wi.us
 - Madison: madison.aasd.k12.wi.us
 - Wilson: wilson.aasd.k12.wi.us
- Hover over the "Teaching and Learning" Tab. Click on Canvas



- You will see the image below.

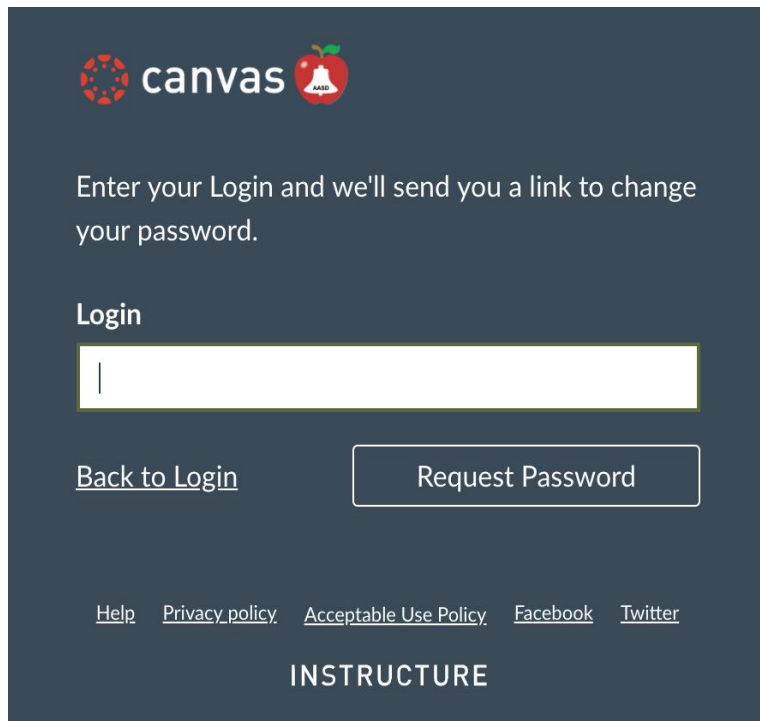


- Click the Parent / Guardian Canvas Login Button.
- Look at the lower left side of the screen, and find the phrase “Forgot Password”.
- Click on the words, “Forgot Password”.



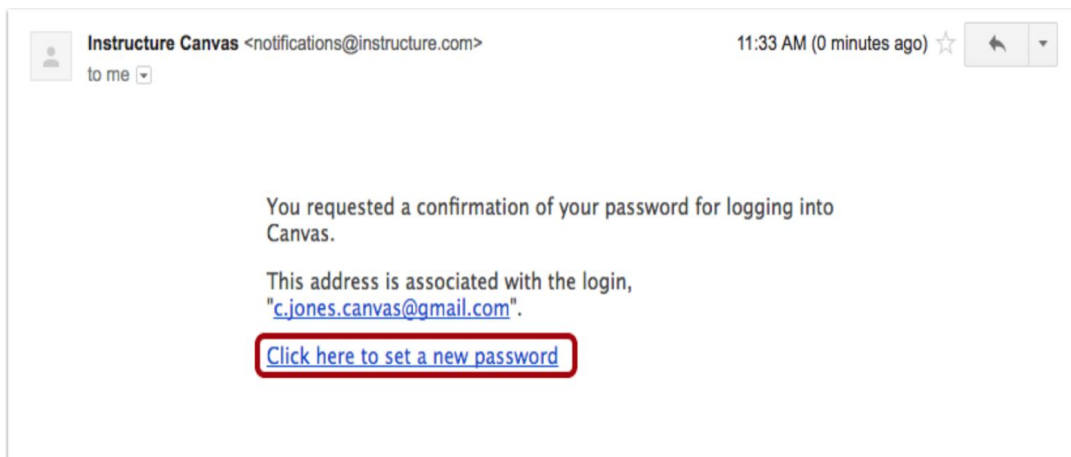
Step 2: Establish Your Account

- You will see the image below.
- Under “Login”, enter the e-mail address you use to access your **Infinite Campus account**.
- Select, “Request Password”

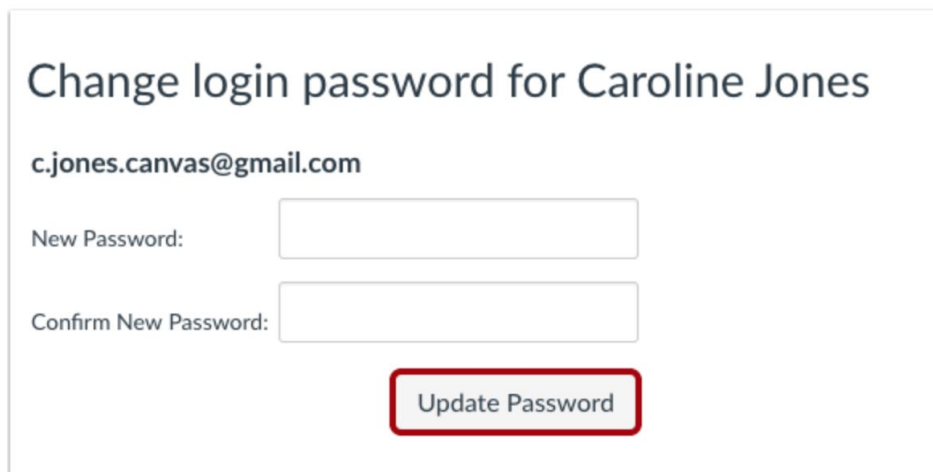


Step 3: Confirm Your Email

- Check your email.
- When an email arrives from Instructure Canvas, open the email and click the link within the message which verifies your account. If you do not receive an email, some email systems have a clutter or junk file for unfamiliar senders. Please check that folder.



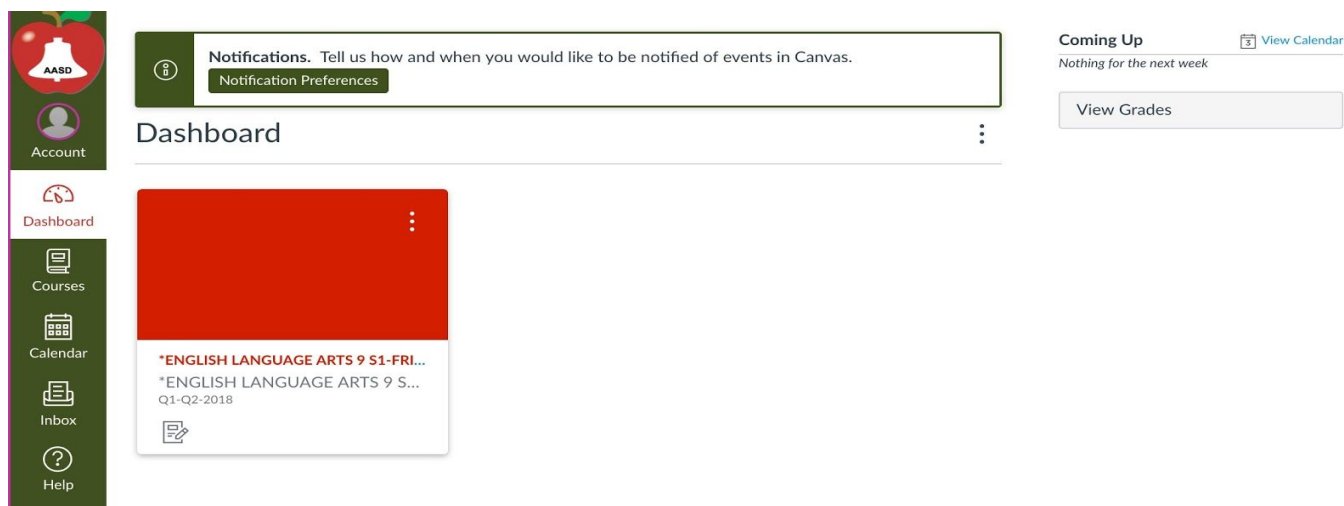
- In the email, you will be directed to set up a new password.
- A password for Canvas must have 8 characters.



The image shows a web form titled "Change login password for Caroline Jones". Below the title, the email address "c.jones.canvas@gmail.com" is displayed. There are two input fields: "New Password:" and "Confirm New Password:". At the bottom of the form, there is a button labeled "Update Password" which is highlighted with a red rectangular box.

Step 4: Navigate the Canvas Dashboard

- When you enter Canvas, you will land on the Canvas Dashboard.
- Your student's courses are listed on the front page.
- Click on the course to enter the course, you will see everything your child sees within the course.
- Because Canvas is linked to data from Infinite Campus, if you have multiple children enrolled in the AASD 7-12 system, you will see all their courses on the dashboard.
- Click on a tile on the dashboard to review the course.



For additional information, consider using the following link:

- [What is the Observer role?](#)
- [How do I set my Canvas notification settings?](#)

If you have further questions or concerns about accessing Canvas, please contact the Technology Coach at your school.